

Human Development		
Indicators	Average of Cities with Surplus	Average of Cities with Deficit.
% Rural/Total	1.65	1.6
Fecundity Rate	6.66	7.76
Aging Rate	34.21	4.53
School Attendance Rate	3.85	27.86
Analphabetism Rate	65.14	62.21
Fundamental Education Rate	49.24	45.24
High-School Education Rate	18.74	14.11
% Formally Occupied	71.56	68.62
Superior Education with Unoccupied Rate	20.24	16.5
Unoccupied Rate	6.23	8.88

Source: Atlas HDI - UNDP and Synthesis Dataprev Atlas of Human Development of Municipalities. Available at: <<http://www.pnud.org.br/IDH/Default.aspx?indiceAccordion=1&Id=1>>. Accessed: 17/09/2014. Statistics. Available at: <<http://www.previdencia.gov.br/estatisticas/>>. Accessed: 17/09/2014.

# SOCIO-ECONOMIC INDICATORS - PART 2

Individual level socioeconomic status variable	Number	% Total*
Family affluence scale	3446	64.2
Highest	2701	50.0
Medium	722	13.1
Lowest	616	11.0
How often I go to bed or school hungry	943	17.1
Never	99	1.8
Sometimes	50	0.9
Often	4828	88.9
Always	1746	31.8
Most of the time	270	5.0
How safe I feel in the area where I live	77	1.4
Always	4188	76.8
Sometimes	1708	31.2
Rarely or never	830	15.1
Area I live in is a good place to live	114	2.1
It's really good	82	1.5
It's good	1744	31.8
It's OK	2082	38.2
It's not very good	2315	42.3
Area I live in is not a good place to live	266	4.8
It's not good at all	259	4.7
It's very bad	309	5.6
How well off my family is	34.4	0.6
Very well off	4.9	0.09
Quite well off	3.9	0.07
Average		
Not very well off		
Not at all well off		

\*Percentage obtained after omitting non-response and not applicable values.

## THE FOLLOW-UP



Erasmus+



UNIVERSITY OF APPLIED SCIENCES WIENER NEUSTADT, AUSTRIA

BLENDED INTERNATIONAL PROGRAM  
BIP @ FHWN

YOU ARE MOST CORDIALLY INVITED!

Marion Mansberger ABD MBA  
Institute of Entrepreneurship and Management  
September 2025



Erasmus+

# TIME

on site Week 37 – Monday 8 to Friday 12 September 2025

digital meetings to be announced


International Management and Leadership  
Marion Mansberger ABD MBA



Erasmus+



# LEARNING OUTCOMES








international networking, connecting students and professors alike,

learning about offers from our university, the region and Austrian culture

learning outcomes for students will include but not be limited to:



Erasmus+



collecting data prior to arrival following strict guidelines

increased knowledge on socioeconomic concepts and indicators via lectures online and on site


analysis of prior collected data

team building competencies in short time for maximum outcome with unknown group members from different universities

decision making via group work on chosen parameters for data to be included in analysis

visual inspections of variable/indicator  
acquainting students with research methods  
count and observation

presentation with team of findings in international setting





# PARTICIPATING UNIVERSITIES

TO BE CONFIRMED



PRIMARY PROFESSOR:  
DR. IONALA GAVRILA PAVEN

Universitatea 1 Decembrie  
1918, Alba Iulia, Rumania

PRIMARY PROFESSOR:  
DR. KAROLINA KLUTH

Uniwersytet Kazimierza  
Wielkiego W Bydgoszczy,  
Bydgoszcz, Poland

PRIMARY PROFESSOR:  
PROF. IOANNIS ANTONIADIS

University of Western  
Macedonia, Kozani, Greece

participating students so far from:  
Austria, Hungary, Slovenia, Slovakia, Turkey, Kenia, Moldova, Romania, Greece, Vietnam




Erasmus+



# WORKING ITINERARY

changes possible in response to weather

dates and times for online lectures in late  
August/September will be made available  
as soon as possible





# MONDAY



- welcome meeting
- introduction to business program
- break – gather at lecture hall
- 2 opening lectures
- lunch
- tour through city campus and academic and public library
- introduction of project to be done while on site
- division into groups
- break – gather at main entrance
- Wiener Neustadt city tour via team competition

Human Development Indicators	Average of Cities with Surplus	Average of Cities with Deficit.
%Rural/Total	1.65	2.61
Fecundity Rate	1.65	1.6
Aging Rate	6.66	7.76
School Attendance Rate (0-3)	34.21	27.86
Analphabetism Rate	3.85	4.53
Fundamental Education Rate	65.14	62.21
High-School Education Rate	49.24	45.24
Superior Education Rate	18.74	14.11
% Formally Occupied	71.56	68.62
% Formally Occupied with Superior Education	20.24	16.5
Unoccupied Rate	6.23	8.88

Source: Atlas HDI - UNDP and Synthesis Dataprev Atlas of Human Development of Municipalities. Available at: <[http://www.pnud.org.br/IDH/Default.aspx?indiceAccordion=1&li=li\\_AtlasMunicipios](http://www.pnud.org.br/IDH/Default.aspx?indiceAccordion=1&li=li_AtlasMunicipios)>. Accessed: 17/09/2014. Municipal Statistics. Available at: <<http://www.previdencia.gov.br/estatisticas/>>. Accessed: 17/09/2014.



Erasmus+





# TUESDAY



meeting on Campus

Q & A about project

break - share your country specific snacks

group work

lunch

group work

ride to Aqua Nova for a relaxing end of the day



Erasmus+





# WEDNESDAY



meeting main train station

train to Vienna

Golden Tram ride

walk through Vienna 1st district sightseeing to Vienna Time Travel

stop at famous "Würstelstandl" for lunch

visit Johann Strauss immersive exhibition

free time/night out in Vienna, but remember: trains to Wiener Neustadt do not run between 1 and 4:30 AM



Erasmus+





# THURSDAY



meeting in the city center

visit city hall and discussion with responsables for public spaces

trip to Rust

free time, group work

cultural experience and good-bye dinner

bus ride back to Wiener Neustadt



Erasmus+



# FRIDAY



meet at City Campus

group presentations

awards and pictures

Good-Bye...but visit again one day!



Erasmus+



# INCLUDED

bus rides - train rides

entrance fees

special lectures

awards and goodie bags

farewell experience

cover your travel, accommodation and additional meal expenses  
from your erasmus+ funding

information on accommodation including cost and arrival from the  
airport will be sent out in a seperate mail



Erasmus+




**FACHHOCHSCHULE  
WIENER NEUSTADT**  
University of Applied Sciences – Austria

# SECURE YOUR SPOT BY JUNE 23

we are excited to see you soon

contact me at [marion.mansberger@fhwn.ac.at](mailto:marion.mansberger@fhwn.ac.at) for any questions which might arise

International Management and Leadership  
Marion Mansberger ABD MBA



Erasmus+